

# Friends and Family Test Results

Sept 2023

## 1. Our Service

Overall how was your experience of our service?

Very good	252
Good	36
Neither good nor poor	9
Poor	1
Very poor	2
Don't know	2
<b>Total</b>	<b>302</b>



## 2. Your Comments

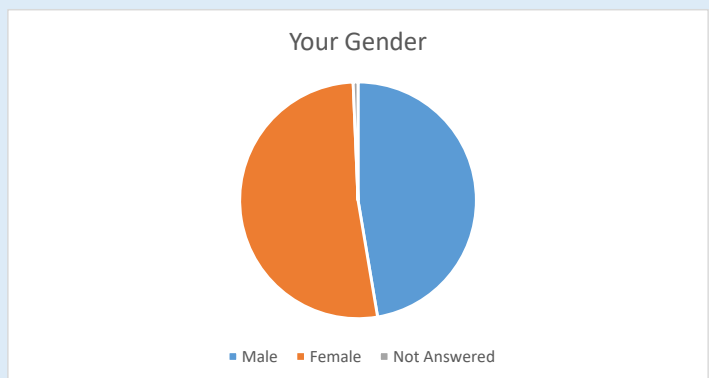
Please can you tell us why you gave your answer?

Please tell us about anything that we could have done better



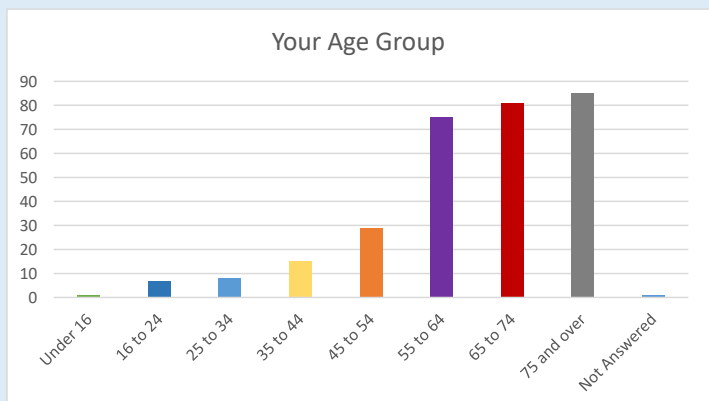
## 3. Your Gender

Male	143
Female	157
Not Answered	2
<b>Total</b>	<b>302</b>



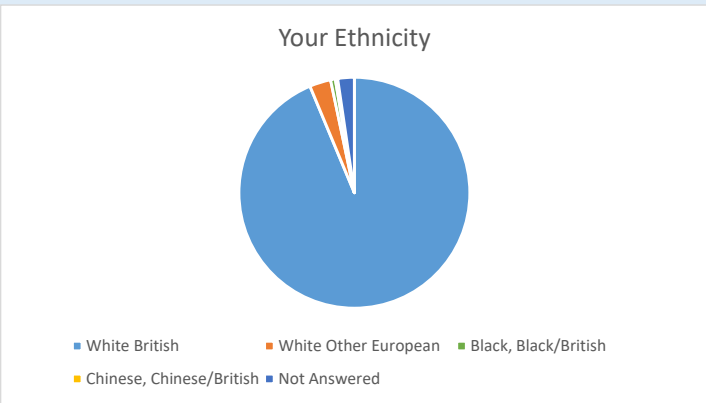
## 4. Your Age Group

Under 16	1
16 to 24	7
25 to 34	8
35 to 44	15
45 to 54	29
55 to 64	75
65 to 74	81
75 and over	85
Not Answered	1
<b>Total</b>	<b>302</b>



### 5. Your Ethnicity

White British	283
White Other European	9
Black, Black/British	2
Chinese, Chinese/British	1
Not Answered	7
<b>Total</b>	<b>302</b>



### 6. Your Employment Status

Full Time Employment	66
Part Time Employment	44
Not Employed	20
Retired	167
Not Answered	5
<b>Total</b>	<b>302</b>



### 7. Your Preference

We may Publish	240
We may not publish	62
<b>Total</b>	<b>302</b>

